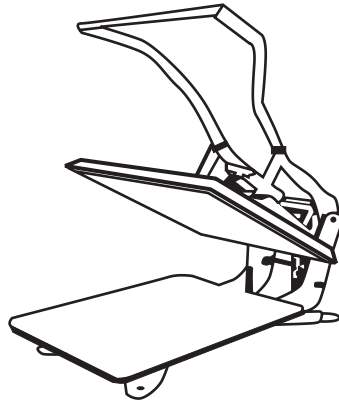







COLOR-ONS

Heat Press Application Instructions



-  **1. TEMPERATURE** - Set Heat Press to 350° F
-  **2. PRESSURE** - Medium pressure.
-  **3. GARMENT** - Apply onto white or light colored 100% Cotton-Polyester blend garment
Preheat garment 7 to 10 seconds.
-  **4. TIME** - Place Color-Ons image side down on garment. Apply for 12 seconds.
-  **5. PEEL** - Allow to COOL and slowly remove transfer sheet.
If transfer will not release, cover design with special paper and repeat step 4.
(can also use Baking Parchment paper.)



WASHING INSTRUCTIONS

If garment is machine washable, turn garment inside out. Wash in COOL water; tumble dry at lowest dryer setting or line dry. Do not bleach. Do not iron directly on design.